

PRosPer

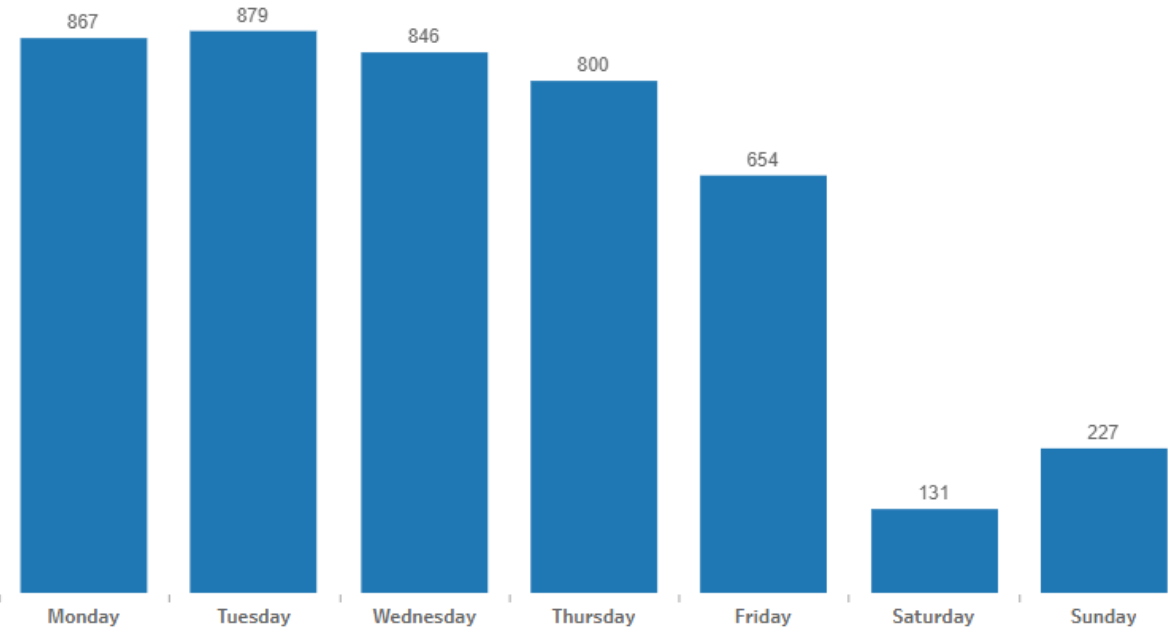
**Performance stats
27.01.23**



Evaluation survey feedback and performance stats



Launches by weekday



Launches by weekday and time

	Monday	Tuesday	Wednesday	Thursday	Friday	Saturday	Sunday
12am - 2am	3	8		6	3	1	1
2am - 4am		1	1		3		
4am - 6am	1	3			15		1
6am - 8am	1	12	8	12	2	4	7
8am - 10am	65	125	99	77	97	12	16
10am - 12pm	162	169	141	167	152	20	34
12pm - 2pm	181	128	135	145	147	12	32
2pm - 4pm	221	227	208	200	118	27	30
4pm - 6pm	90	103	110	104	68	16	14
6pm - 8pm	70	35	56	48	30	8	28
8pm - 10pm	40	44	71	34	15	24	41
10pm - 12pm	33	24	17	7	4	7	23

Tableau Reporting statistics

Introduction to prehabilitation, rehabilitation and personalised care

Launches	1499
Unique users	707
Completed	424

Prehabilitation in Cancer Care

Launches	784
Unique users	419
Completed	321

Rehabilitation across the cancer pathway

Launches	623
Unique users	308
Completed	233

Components of personalised care and planning support

Launches	386
Unique users	179
Completed	113

Approaches to prehabilitation screening, assessment and interventions

Launches	235
Unique users	125
Completions	96

Cancer rehabilitation and symptom management Cluster 1

Launches	196
Unique users	113
Completed	93

Cancer rehabilitation and symptom management Cluster 2

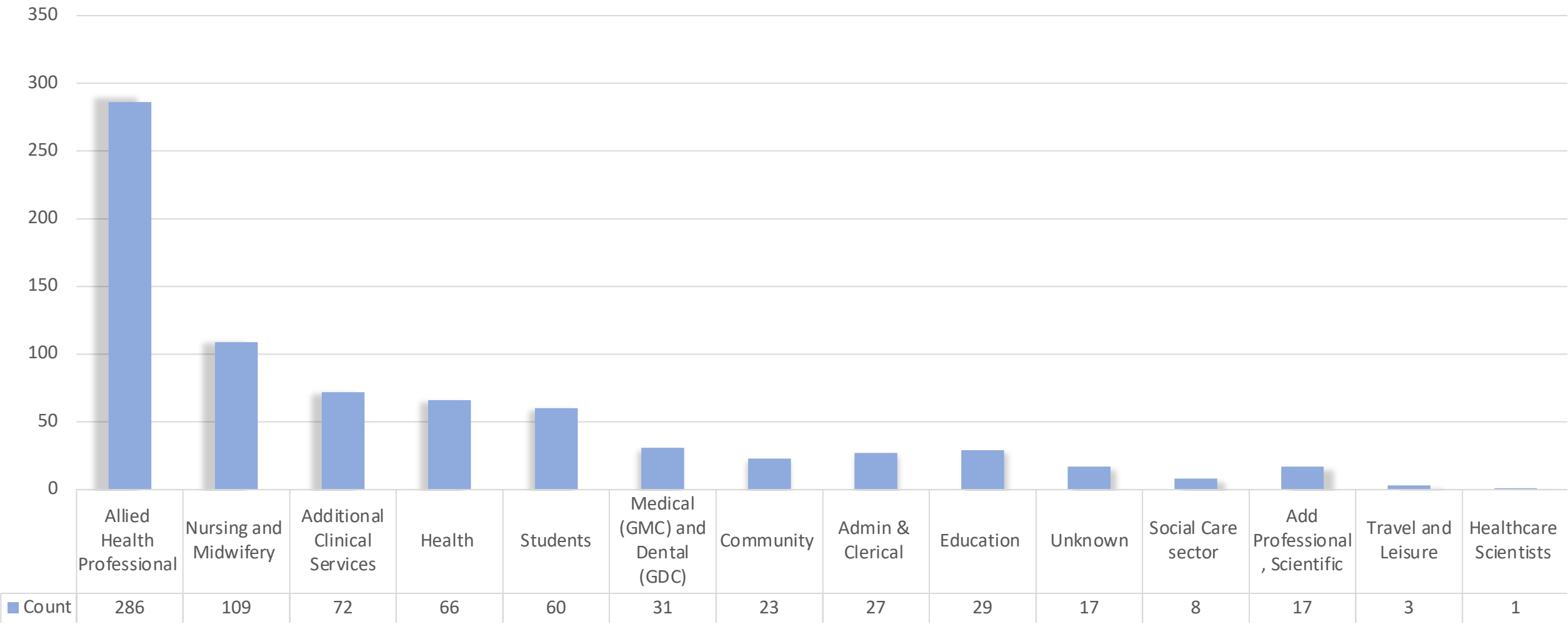
Launches	198
Unique users	96
Completed	89

Cancer rehabilitation and symptom management Cluster 3

Launches	140
Unique users	108
Completed	84

Service re-design and workforce 119 launches, 54 unique users and 41 completions

Roles accessing the sessions



Launches by location

England	3485	79.13%
Scotland	219	4.97%
Unknown	435	9.88%
Wales	206	4.68%
Northern Ireland	59	1.34%

Total 4404**

***Highest launches made from a single Area – London 696 (346 hours)**

**** Includes evaluation launches**

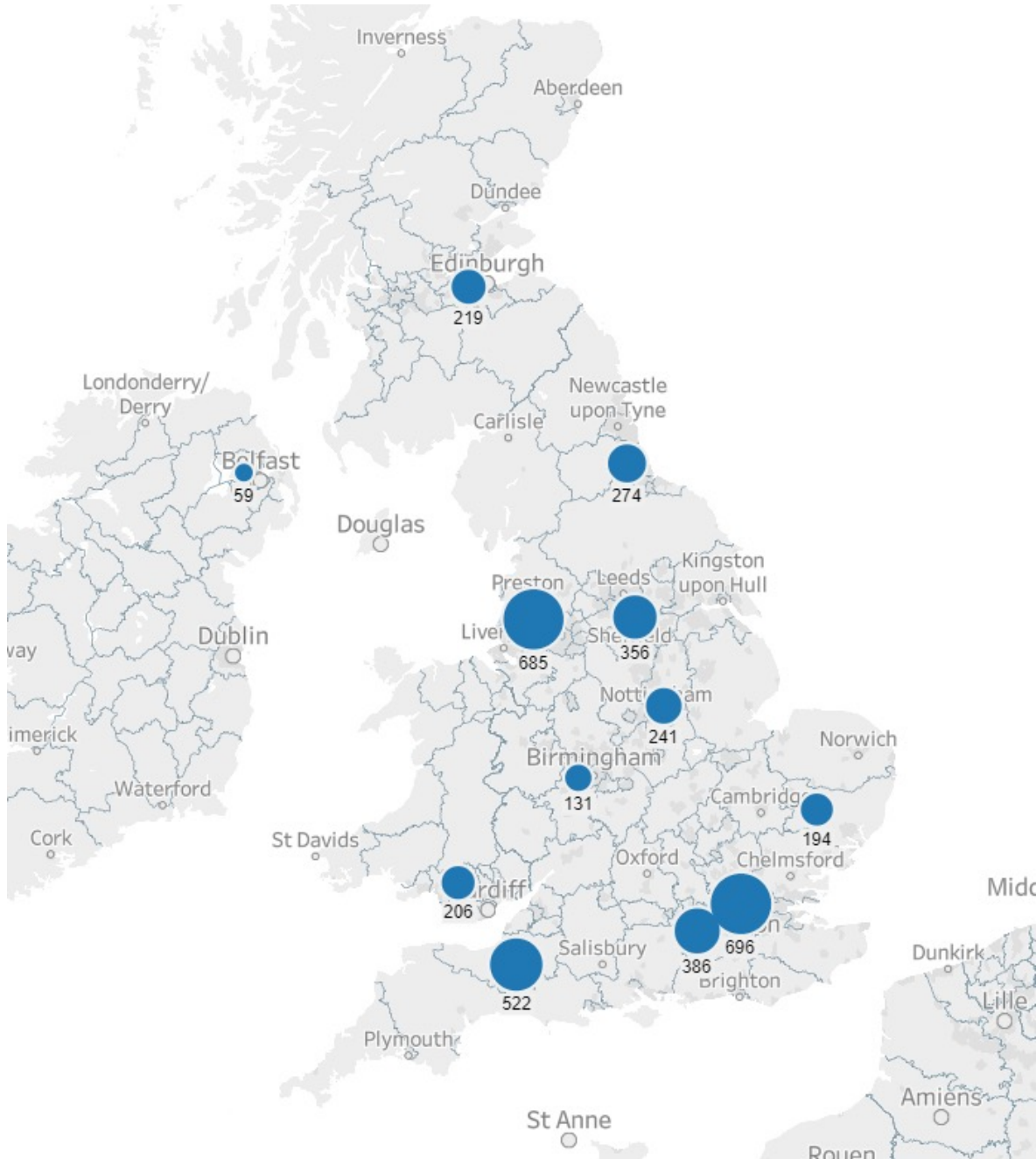


Tableau statistics

Intro to prehab, re-hab and personalised care		Prehab in cancer care		Rehabilitation across the cancer pathway		Components of personalised care and support planning		Approaches to prehabilitation screening, assessment and interventions	
Content	4.8	Content	4.9	Content	4.9	Content	4.7	Content	5.0
Interactivity	4.7	Interactivity	4.6	Interactivity	4.9	Interactivity	4.8	Interactivity	4.7
Presentation	4.8	Presentation	4.8	Presentation	5.0	Presentation	5.0	Presentation	4.9
Self assess	4.8	Self assess	4.8	Self assess	4.7	Self assess	4.8	Self assess	4.9
Overall rating	4.9	Overall rating	4.9	Overall rating	5.0	Overall rating	4.8	Overall rating	4.9

Cancer rehabilitation and symptom management cluster 1		Cancer rehabilitation and symptom management cluster 2		Cancer rehabilitation and symptom management cluster 3		Service Re-design and workforce	
Content	5.0	Content	4.8	Content	5.0	Content	4.0
Interactivity	4.9	Interactivity	4.7	Interactivity	5.0	Interactivity	3.0
Presentation	5.0	Presentation	4.9	Presentation	5.0	Presentation	4.0
Self assess	4.0	Self assess	4.4	Self assess	4.4	Self assess	1.0
Overall rating	4.9	Overall rating	4.8	Overall rating	5.0	Overall rating	4.0

How likely are you to recommend the programme

